



Location: CMA5b - Pedestrian Plaza

Report on 24-hour TSP monitoring for EP-376/2009

Action Level - 209.9 µg/m³

Limit Level - 260 µg/m³

Date	Sampling Time	Weather Condition	Filter paper no.	Filter Weight, g		Elapse Time, hr		Sampling Time, hr	Flow Rate, m ³ /min			Total Volume, m ³	TSP Level, µg/m ³
				Initial	Final	Initial	Final		Initial, Q _{si}	Final, Q _{sf}	Average		
29-Jan-18	08:00	Cloudy	24026	2.6859	2.8014	9713.36	9737.36	24.00	0.89	0.89	0.89	1278	90.4
3-Feb-18	08:00	Fine	24121	2.6537	2.7517	9740.36	9764.36	24.00	0.77	0.77	0.77	1111	88.2
9-Feb-18	08:00	Fine	24181	2.6504	2.9062	9767.36	9791.36	24.00	0.99	0.99	0.99	1424	179.6
14-Feb-18	08:00	Cloudy	24274	2.6356	2.8660	9794.36	9818.36	24.00	0.93	0.92	0.93	1336	172.5
20-Feb-18	08:00	Cloudy	24241	2.6711	2.7701	9821.36	9845.36	24.00	0.75	0.75	0.75	1078	91.9
26-Feb-18	08:00	Fine	24456	2.6666	2.7408	9849.36	9873.36	24.00	0.76	0.75	0.75	1085	68.4

Report on 1-hour TSP monitoring for EP-376/2009

Action Level - 339.7 µg/m³

Limit Level - 500 µg/m³

Date	Sampling Time	Weather Condition	Filter paper no.	Filter Weight, g		Elapse Time, hr		Sampling Time, hr	Flow Rate, m ³ /min			Total Volume, m ³	TSP Level, µg/m ³
				Initial	Final	Initial	Final		Initial, Q _{si}	Final, Q _{sf}	Average		
30-Jan-18	09:15	Cloudy	23517	2.6163	2.6228	9737.36	9738.36	1.00	0.77	0.77	0.77	46	141.0
30-Jan-18	10:27	Cloudy	24057	2.6941	2.7012	9738.36	9739.36	1.00	0.77	0.77	0.77	46	154.0
30-Jan-18	13:00	Cloudy	24056	2.6812	2.6911	9739.36	9740.36	1.00	0.77	0.77	0.77	46	214.7
5-Feb-18	09:00	Fine	24196	2.6539	2.6705	9764.36	9765.36	1.00	0.89	0.89	0.89	53	310.3
5-Feb-18	13:00	Fine	24178	2.6711	2.6840	9765.36	9766.36	1.00	0.89	0.89	0.89	53	241.1
5-Feb-18	14:10	Fine	24171	2.6541	2.6709	9766.36	9767.36	1.00	0.89	0.89	0.89	53	314.0
10-Feb-18	08:05	Fine	24255	2.6502	2.6663	9791.36	9792.36	1.00	0.81	0.81	0.81	49	330.8
10-Feb-18	09:30	Fine	24158	2.6683	2.6819	9792.36	9793.36	1.00	0.87	0.87	0.87	52	260.6
10-Feb-18	10:50	Fine	24280	2.6719	2.6856	9793.36	9794.36	1.00	0.87	0.87	0.87	52	262.6
15-Feb-18	08:12	Cloudy	24368	2.6598	2.6682	9818.36	9819.36	1.00	0.75	0.75	0.75	45	187.1
15-Feb-18	09:15	Cloudy	24363	2.6747	2.6833	9819.36	9820.36	1.00	0.75	0.75	0.75	45	191.5
15-Feb-18	10:48	Cloudy	24357	2.6627	2.6691	9820.36	9821.36	1.00	0.75	0.75	0.75	45	142.5
21-Feb-18	13:00	Cloudy	24352	2.6472	2.6544	9845.36	9846.36	1.00	0.75	0.75	0.75	45	159.7
21-Feb-18	14:05	Cloudy	24465	2.6763	2.6890	9846.36	9847.36	1.00	0.87	0.87	0.87	52	243.7
21-Feb-18	15:10	Cloudy	24457	2.6737	2.6865	9847.36	9848.36	1.00	0.87	0.87	0.87	52	245.7
27-Feb-18	08:10	Fine	24440	2.6603	2.6677	9873.36	9874.36	1.00	0.75	0.75	0.75	45	164.3
27-Feb-18	09:50	Fine	24426	2.6709	2.6792	9874.36	9875.36	1.00	0.81	0.81	0.81	49	170.9
27-Feb-18	13:00	Fine	24418	2.6556	2.6690	9875.36	9876.36	1.00	0.81	0.81	0.81	49	276.0



Location: CMA6a - WDII PRE Office

Report on 24-hour TSP monitoring for EP-376/2009

Action Level - 207.1 µg/m³

Limit Level - 260 µg/m³

Date	Sampling Time	Weather Condition	Filter paper no.	Filter Weight, g		Elapse Time, hr		Sampling Time, hr	Flow Rate, m ³ /min			Total Volume, m ³	TSP Level, µg/m ³
				Initial	Final	Initial	Final		Initial, Q _{si}	Final, Q _{sf}	Average		
29-Jan-18	08:00	Cloudy	24028	2.6823	2.7465	3418.29	3442.29	24.00	0.98	0.98	0.98	1413	45.4
3-Feb-18	08:00	Fine	24114	2.6763	2.8328	3445.29	3469.29	24.00	0.99	0.99	0.99	1419	110.3
9-Feb-18	08:00	Fine	23536	2.6259	2.7578	3472.29	3496.29	24.00	0.97	0.96	0.96	1387	95.1
14-Feb-18	08:00	Cloudy	24269	2.6727	2.8019	3499.29	3523.29	24.00	0.96	0.96	0.96	1383	93.4
20-Feb-18	08:00	Cloudy	24228	2.6526	2.7554	3526.29	3550.29	24.00	0.95	0.96	0.96	1377	74.7
26-Feb-18	08:00	Fine	24459	2.6713	2.7314	3553.29	3577.29	24.00	0.83	0.83	0.83	1195	50.3

Report on 1-hour TSP monitoring for EP-376/2009

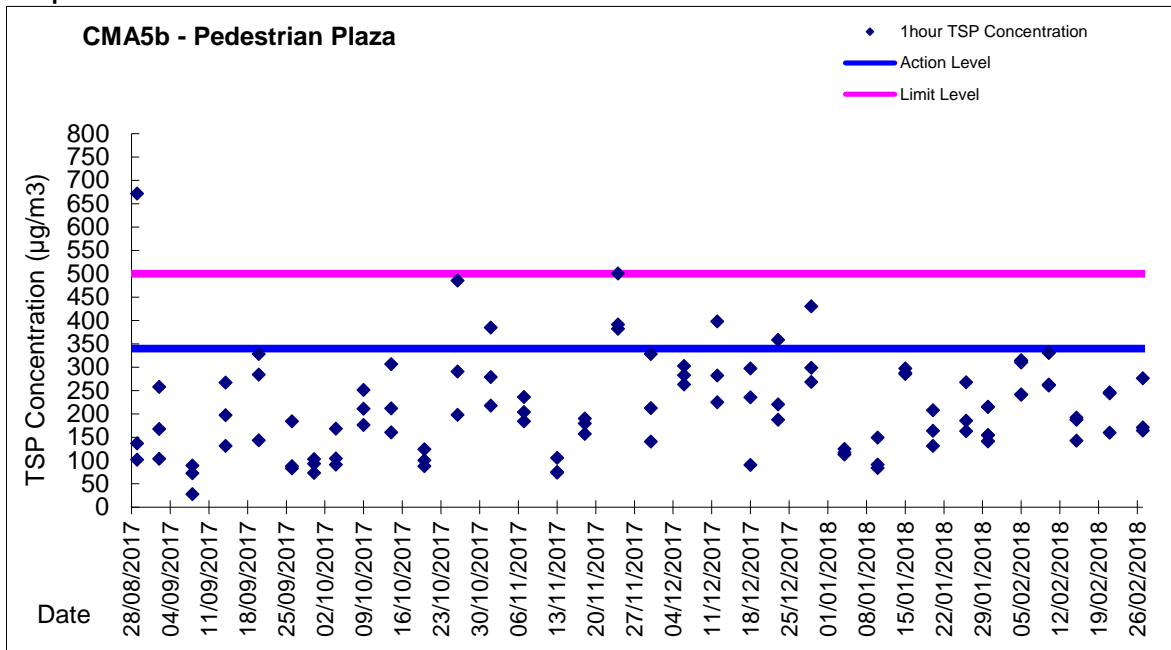
Action Level - 333 µg/m³

Limit Level - 500 µg/m³

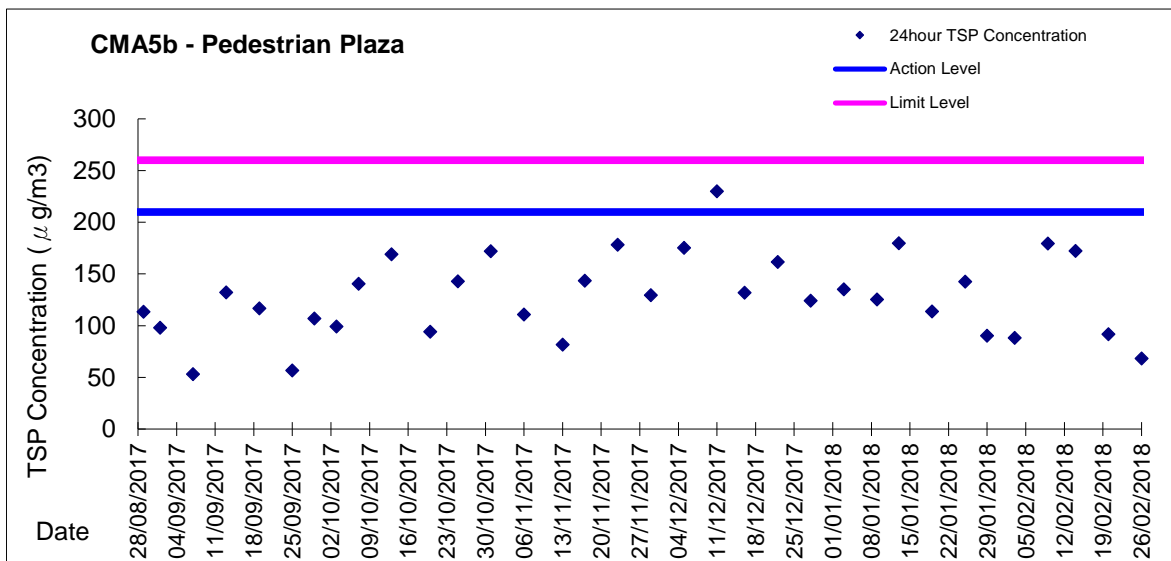
Date	Sampling Time	Weather Condition	Filter paper no.	Filter Weight, g		Elapse Time, hr		Sampling Time, hr	Flow Rate, m ³ /min			Total Volume, m ³	TSP Level, µg/m ³
				Initial	Final	Initial	Final		Initial, Q _{si}	Final, Q _{sf}	Average		
30-Jan-18	09:43	Cloudy	23438	2.5934	2.5952	3442.29	3443.29	1.00	0.98	0.98	0.98	59	30.6
30-Jan-18	11:00	Cloudy	24053	2.6871	2.6888	3443.29	3444.29	1.00	0.98	0.98	0.98	59	28.9
30-Jan-18	13:00	Cloudy	24054	2.6544	2.6561	3444.29	3445.29	1.00	0.98	0.98	0.98	59	28.9
5-Feb-18	08:45	Fine	24197	2.6573	2.6697	3469.29	3470.29	1.00	0.99	0.99	0.99	59	209.6
5-Feb-18	10:55	Fine	24191	2.6721	2.6785	3470.29	3471.29	1.00	0.99	0.99	0.99	59	108.2
5-Feb-18	13:50	Fine	24173	2.6665	2.6741	3471.29	3472.29	1.00	0.99	0.99	0.99	59	128.5
10-Feb-18	08:10	Fine	24256	2.6612	2.6669	3496.29	3497.29	1.00	0.96	0.96	0.96	58	98.8
10-Feb-18	09:45	Fine	24260	2.6626	2.6722	3497.29	3498.29	1.00	0.96	0.96	0.96	58	166.5
10-Feb-18	10:55	Fine	24279	2.6806	2.6931	3498.29	3499.29	1.00	0.96	0.96	0.96	58	216.8
15-Feb-18	08:02	Cloudy	24367	2.6604	2.6640	3523.29	3524.29	1.00	0.82	0.82	0.82	49	72.8
15-Feb-18	09:28	Cloudy	24362	2.6602	2.6644	3524.29	3525.29	1.00	0.82	0.82	0.82	49	84.9
15-Feb-18	13:00	Cloudy	24355	2.6574	2.6616	3525.29	3526.29	1.00	0.82	0.82	0.82	49	84.9
21-Feb-18	08:03	Cloudy	24373	2.6519	2.6554	3550.29	3551.29	1.00	0.83	0.83	0.83	50	70.5
21-Feb-18	09:06	Cloudy	24351	2.6492	2.6515	3551.29	3552.29	1.00	0.83	0.83	0.83	50	46.3
21-Feb-18	13:00	Cloudy	24462	2.6724	2.6741	3552.29	3553.29	1.00	0.83	0.83	0.83	50	34.2
27-Feb-18	08:02	Fine	24438	2.6745	2.6809	3577.29	3578.29	1.00	0.96	0.96	0.96	58	111.2
27-Feb-18	09:40	Fine	24425	2.6688	2.6751	3578.29	3579.29	1.00	0.96	0.96	0.96	58	109.5
27-Feb-18	10:45	Fine	24416	2.6445	2.6512	3579.29	3580.29	1.00	0.96	0.96	0.96	58	116.5



Graphic Presentation of 1 hour TSP Result for EP-376/2009

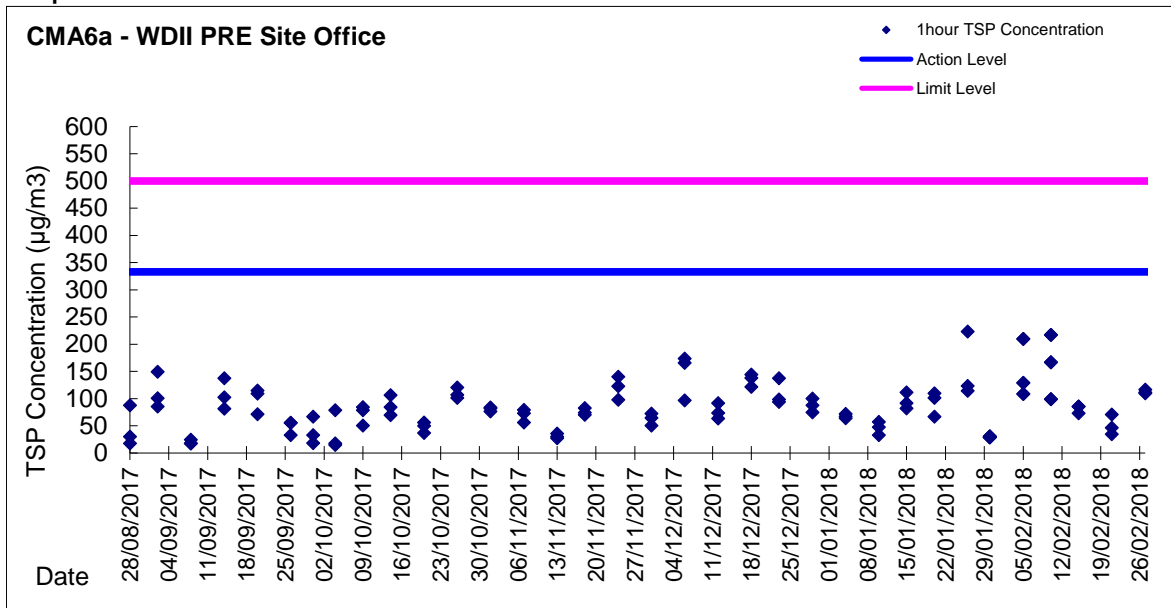


Graphic Presentation of 24 hour TSP Result for EP-376/2009





Graphic Presentation of 1 hour TSP Result for EP-376/2009



Graphic Presentation of 24 hour TSP Result for EP-376/2009

